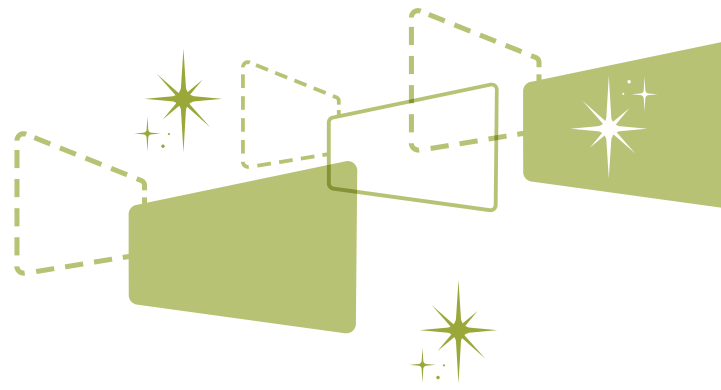




# Play Club Guide for Parents



Dea Pa en

Y babl ha e me g ea mem ie f la ing a a kid

Pla ma eem like a b eak f m lea ning B in fac i he i e a ime f dee  
in en e lea ning cle e l di g i ed a f n

F ee la la he e kid decide ha d i c cial f child de el men D Pe e  
G a a c f nde f Le G and a h f ne f hem la c llege ch l g  
e b k a

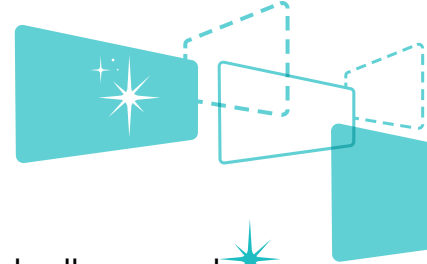
*No amo n of hing e gi e o kid o cla e e en oll hem in can compen a e fo  
ha he lo e if e don allo hem plen of oppo ni fo fee pla* Check hi  
TED Talk n hi ic

When kid make hei n f n like la ing ag he ge m e e e ci e han in ad l n  
And hen he gani e hei n game f m make belie e ba ke ball he e  
lea ning h c mm nica e c m mi e c e a e and c n l hem el e inc edibl  
im an cial em i nal kill

H can e gi e kid hi fee la ad an age lf e l ck en gh li e he e kid  
na nd he neighb h d j le kid j in hem Enc age famil fiend and  
neighb le kid end ime ge he i h an ad l calling he h

Thi acke incl de i f a ing n l cal Pla Cl b FAQ and a em la e  
e l a BT h Tm JET EMC ang en MC ID BD EMC BDC BT BD EMC

# Let Grow Play Club How-To



**GET READY!** Enlist your families. Make a list of friends, neighbors, and colleagues who have kids of a similar age. Announce the meeting to all the Le Grow Play Club members.

**GET SET!**

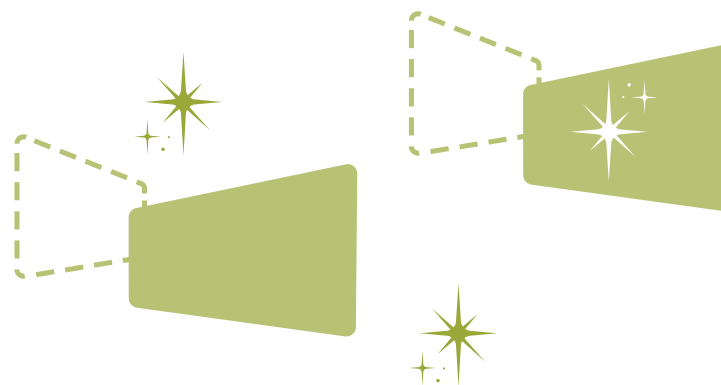
Invite families to sign up. Decide if need me hing f mal If e  
a mall g ha al ead kn each he and ha each he c n ac  
inf mai n migh n need an hing m e han an in i a i n and RSVP  
b e h ne email G gle calenda If kid ill c me i h hei  
a en hich e enc age hen a li f Pla Cl b familie and me  
eme genc c n ac inf h ld be ha ed Send i b email ha e i nline  
and a e i n cell h ne

Set the schedule. Whe he ha e a ing h a e mee ing a a  
l cal a k fig e he a i n f h and di ib e he ched le F  
blic l ca i n he e he e le ill be a nd he kid need kn  
h he ad l in cha ge a e and he ad l need ec gni e hich kid  
he need kee an e e n


Agree on guidelines. Pla Cl b h ld be l e and n c ed and  
an ad l h ld di a ea in he backg nd a ing n he ideline  
Take he ime cha i h he a en ead a b k c ll h gh  
fa i e bl g We ha e ne gge Y a e he e in ca e like a  
lifeg a da he l Re i he ge di ec hel in e ene C mmen  
like e ca ef l ha high can ifle a child na al de i e  
h hem el e and lea n a e i k

**GO PLAY!**

The kids know what to do. If he d n e i he ge gi e  
gge i n Y can e e Back a d Game ca d b h n  
h me cla ic game a e la ed O make e he kid ha e me  
e a B gi ing hem idea einf ce hei e ec a i n f ad l  
di ec i n E en if he and a nd f a hile b ed m ill kick in and  
ha hen he ll a ge ing c ea i e



# Play Club FAQ's



What should I say when a child tattles?

You may have been hearing and fighting in your classroom especially if you have a child in your class. The key is to acknowledge what has happened while being clear about the situation. A good rule of thumb is to thank the child for telling you what happened and to help them handle the situation. This can be done by asking the child what they would like to do. Then you can go back and forth with them until they feel satisfied with the solution. It is important to remember that children are often in a difficult situation and need your help.

What about bullies? They have been a problem in my classroom for a long time.



